

SECRET HIEROGLYPHIC MESSAGES

by Marie Carter

Writing secret messages in hieroglyphs is a great way to learn to write hieroglyphs and have fun too. The more messages you send the easier it becomes. You don't have to be an artist to write with hieroglyphs. You can use the Horus-Basic font with your computer. If you're artistic you can draw your own, referring to the Hieroglyphic Translations chart.

Writing in Egyptian hieroglyphs is fun because hieroglyphics are written phonetically. You write a word like it sounds, not like it's spelled. If you can't hear a letter in ordinary speech, leave it out of your messages.

EXAMPLE

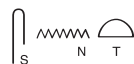
photograph **fotogrf**



write & right **rit**



sent, cent & scent **snt**



You also leave out vowels except if the first letter is a vowel or if the last letter is a vowel and it is sounded when spoken. If you are writing *Let's go to town today*, you would write: **Its go to twn tday**. Go has to be **go** because if you only wrote **g** your reader might not understand what you mean.

Double letters aren't written either.

EXAMPLE

spelling **spng**



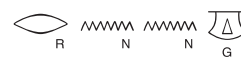
written **ritn**



If you do see duplicate letters, there is probably a vowel used between the double letters.

EXAMPLE

running **rning**

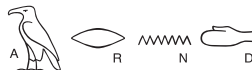


Sometimes it helps to have vowels. If a word begins with a vowel you should include the vowel. A vowel at the end of a word is included only if it is sounded when spoken.

Always include vowels at the beginning of a word.

EXAMPLE

around **arnd**



Because *a* is the first vowel it needs to be included or the word won't be recognizable. The other vowels are left out.

Vowels at the end of a word are not important unless they are spoken. Silent vowels can be left out.

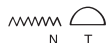
EXAMPLE

formula **frmla**



The *a* which is the final vowel must be written because it is sounded when the word is pronounced.

note **nt**



The final *e* is silent and therefore left out. If you don't pronounce the vowel don't include it.

With secret messages, some words can be represented with a single character.

EXAMPLE

be **b** *you* **u** *are* **r**



It is important to write unfamiliar words or names in full—words like Cairo. Otherwise you might not recognize the word and mistake its meaning for another word.

As you get more experienced you can abbreviate words you use a lot. It makes it even easier and more fun. Use the usual abbreviations you would use when taking notes, but substitute hieroglyphic symbols for the English letters.

EXAMPLE

could be **cldb**



possible **pos**



as soon as possible **asap**



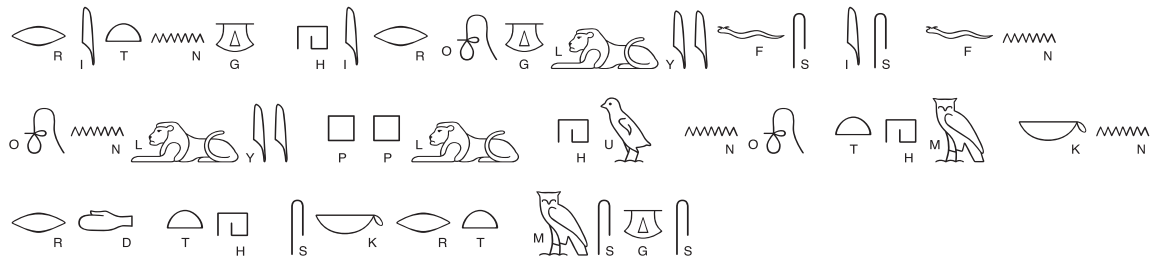
different or difference **diff**



Use the Hieroglyphic Translations chart as a guide. It is given separately so you can keep it beside you to simplify translations. When you write secret messages you can refer to it when you need to know which hieroglyphs represent which sounds. As you become more familiar with the characters it will get easier. Refer to this list when you write and you'll learn them without noticing. If you decide to learn more about hieroglyphs you will already know the basic sounds.

Writing hieroglyphs is fun. Only people who know them can read the secret messages.

riting hiroglyfs is fn. Only ppl hu no thm kn rd th skrt msgsg.



USING A COMPUTER

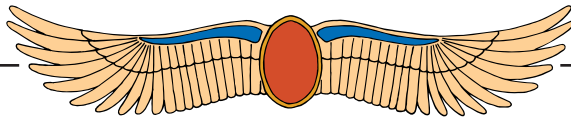
If your computer uses Windows you can use the Paint program to create glyph messages that can be emailed. Open the Paint program, select the type tool, check that the font is set to Horus, and enter the message. Type the messages in lower case to keep your messages secret. Type in all CAPITAL letters or use the *caps lock* key to see the letters in the message and make it easy to read. After you are completed with the message, save the file as a .GIF file to the *My Documents* folder. Attach the message file to your email and send it to your friends.

You can also use your computer to type messages. Horus-Basic will work for most of your needs and can be downloaded from: www.greatscott.com/downloads.html The Horus-Basic font includes hieroglyphic equivalents for every letter. Just type a letter

and the hieroglyph appears. Each hieroglyph is accompanied by the letter it represents. By typing in capital letters you can make your messages secret. The Horus computer font, does not include periods or commas. Leave two spaces to show the end of a sentence.

ABOUT THE AUTHOR

Marie Carter is a retired tertiary teacher of English and Applied Psychology with an insatiable appetite for Egyptology and hieroglyphs. She writes for the magazine Archeological Diggings and has visited Egypt many times. In addition, Marie has traveled with her camera and notepad throughout the Middle East and also London, Oxford, New York and Chicago for her personal survey of Egyptian artifacts. Marie is currently researching Egyptology collections in Australia, which are quite extensive and legal.



Write Phonetically

Write by sound using the hieroglyphic reference chart.
Use the results to complete the *Write in Hieroglyphs* exercise.

Do you know that Cairo is a great big city?

du u no tht cairo is a grt bg sty

Millions of people live in an area of a few square miles.

To get there you have to fly many hours by plane.

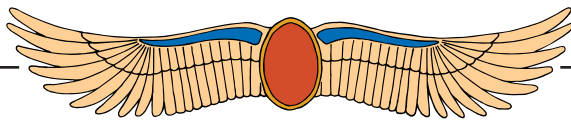
You might be very tired when you reach Cairo, the capital city of Egypt,

but the excitement of being in a different country will wake you up.

The best place to go in Cairo is the Egyptian museum,

where you will see thousands of objects from ancient Egypt.

See the solid gold mask and coffin of Tutankhamun.



Write in Hieroglyphs

Write the sounds with hieroglyphs from the Hieroglyphic Translation chart.

Do you know that Cairo is a great big city



Millions of people live in an area of a few square miles.



To get there you have to fly many hours by plane.



You might be very tired when you reach Cairo, the capital city of Egypt,



but the excitement of being in a different country will wake you up.



The best place to go in Cairo is the Egyptian museum,

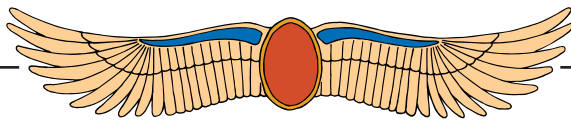


where you will see thousands of objects from ancient Egypt.



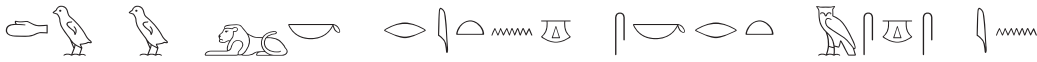
See the solid gold mask and coffin of Tutankhamun.

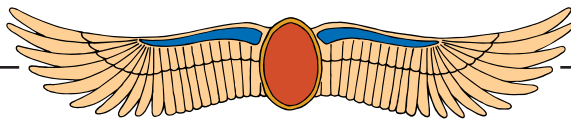




Translate to English

Substitute the letter that corresponds to each letter from the Hieroglyphic Translation chart. Read aloud to interpret.





Answer Key: Write Phonetically

Do you know that Cairo is a great big city
do u no tht Cairo is a grt bg sty

Millions of people live in an area of a few square miles.
mlns of ppl lv in an area of a fw sq mls

To get there you have to fly many hours by plane.
Tu gt ther u hv tu fli mny hrs bi pln

You might be very tired when you reach Cairo, the capital city of Egypt,
u mit be vry trd whn u rch Cairo th cplt sty of Egypt

but the excitement of being in a different country will wake you up.
bt th eksitment of bng in a difrnt cntry wl wk u up

The best place to go in Cairo is the Egyptian Museum,
the bst pls tu go in Cairo is the Egyptian Museum

where you will see thousands of objects from ancient Egypt
wher u wl sy thsnds of objcts frm anshnt Egypt

See the solid gold mask and coffin of Tutankhamun.
sy th sld gld msk and cofn of Tutankhamun

Answer Key: Write in Hieroglyphs

Do you know that Cairo is a great big city



Millions of people live in a few square miles.



To get there you have to fly many hours by plane.



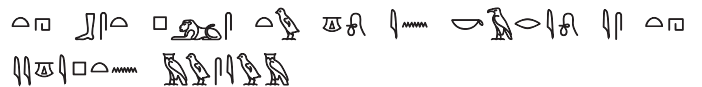
You might be very tired when you reach Cairo, the capital city of Egypt,



but the excitement of being in a different country will wake you up.



The best place to go in Cairo is the Egyptian museum,



where you will see thousands of objects from ancient Egypt.



See the solid gold mask and coffin of Tutankhamun.



Answer Key: Translate to English



Many people in Cairo speak English and




Arabic and dress in long flowing robes



while others wear western clothes There are



many cars on the streets of Cairo and



the people drive very fast So on your



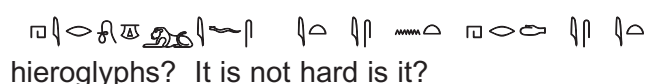
first visit to Cairo the ride from



the airport will be quite exciting!



do you like writing secret messages in



hieroglyphs? It is not hard is it?

HIEROGLYPHIC TRANSLATIONS CHART

A



a like in 'father'

B



b like in 'boot'

SH



sh like in 'should'

J



short j and soft g like in 'gem'

K



hard k or c sound like in 'cork'

T



hard t like in 'tiger'

C



hard c or k sound like in 'cork'

L



long l like in 'lion'

U



long u like in 'you'

CH



ch like in 'church'

M



m like in 'mean'

V



v like in 'verve'

D



hard d like in 'dude'

N



n like in 'nail'

W



drawn-out w like in 'water'

E



light e like in 'feather'

O



Short o like in 'cot'

X



hard x like in 'axe'

F



weak f like in 'flabby'

P



short p like in 'pull'

Y



long y like in 'see'

G



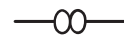
hard g like in 'giggle'

Q



short q like in 'queen'

Z



long z like in 'zoom'

H



short 'h' like in hat

R



rolling r like in 'race'

I



quick i like in 'filled'

S



long s like in 'seat'

To translate to hieroglyphic writing, first write phonetically, then match the phonetic spelling to the chart. To translate from hieroglyphics, look for matching hieroglyphs.

To find more documents like this and lessons in Egyptian hieroglyphs visit:
www.greatscott.com/hiero

**GREAT
SCOTT!.COM**

©2000-2003 Scot Bruaw.
All Rights Reserved.